

# CCSD Redefining Ready Scorecard

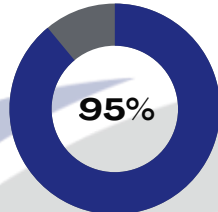
2023-2024

Clinton Community School District is committed to *Redefining Ready*, which goes beyond performance on standardized tests to provide a more well-rounded depiction of our students and district.

The indicators below represent the graduating class of 2024.

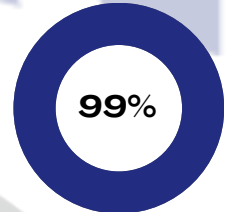
## Attendance Rate

Attendance is more predictive of academic success than standardized test scores.



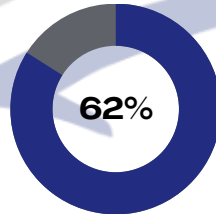
## Service Learning

25+ hours of service learning enhances college graduation rates by 22%.



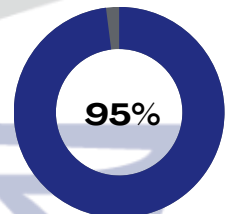
## Engaged in 2 or More Co-Curriculars

Co-curricular participation promotes achievement, attitudes and habits that help lead to college and career success.



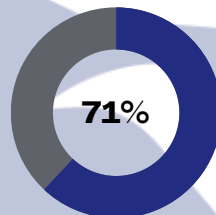
## Dual Credit

HS students who have earned college credit are significantly more likely to persist and earn higher GPA's in college.



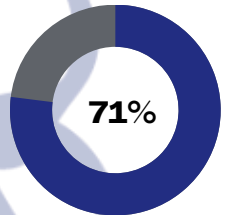
## GPA of 2.8 or Higher

HS GPA is the strongest predictor of college success and students meeting this indicator have a higher likelihood of reaching the middle class.



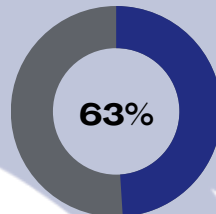
## Earning a C or Higher in Algebra II

Success in Algebra II is necessary to enter a registered trade apprenticeship and linked to college enrollment and degree attainment.



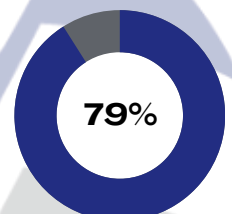
## Work Based Learning & Industry Recognized Credentials

WBL and IRC allows students to apply academic lessons outside of the classroom while building employability skills and gaining valuable experiences.

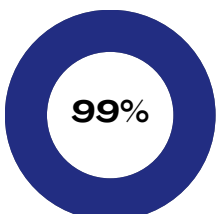


## Enrollment in Career Pathway Sequence

Completing two or more courses within a career pathway allows students to take advantage of career exploration and further develop a career path.



## Percent of Students Meeting Indicators



Career Ready: 99%  
College Ready: 57%

